

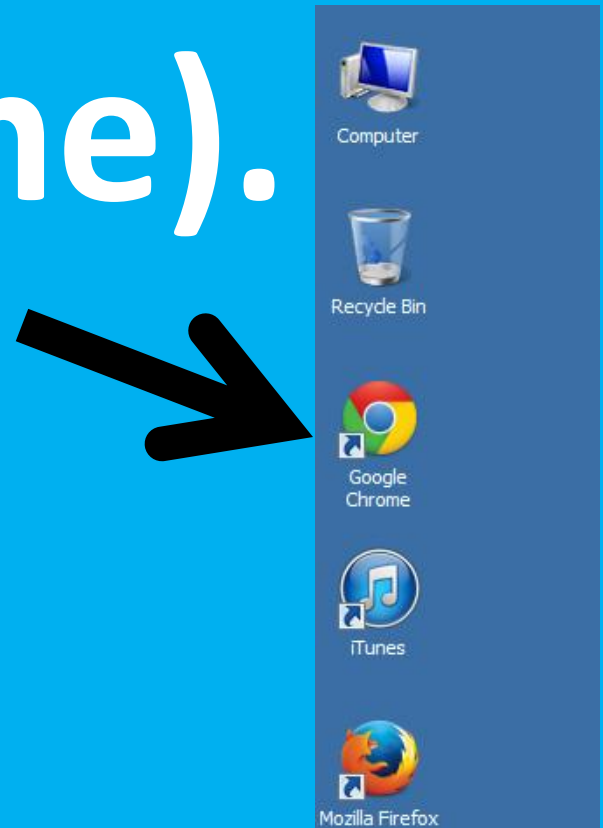
Typing Club

Log In

Procedures

Step 1

- Click on the Google Chrome icon (or any browser at home).

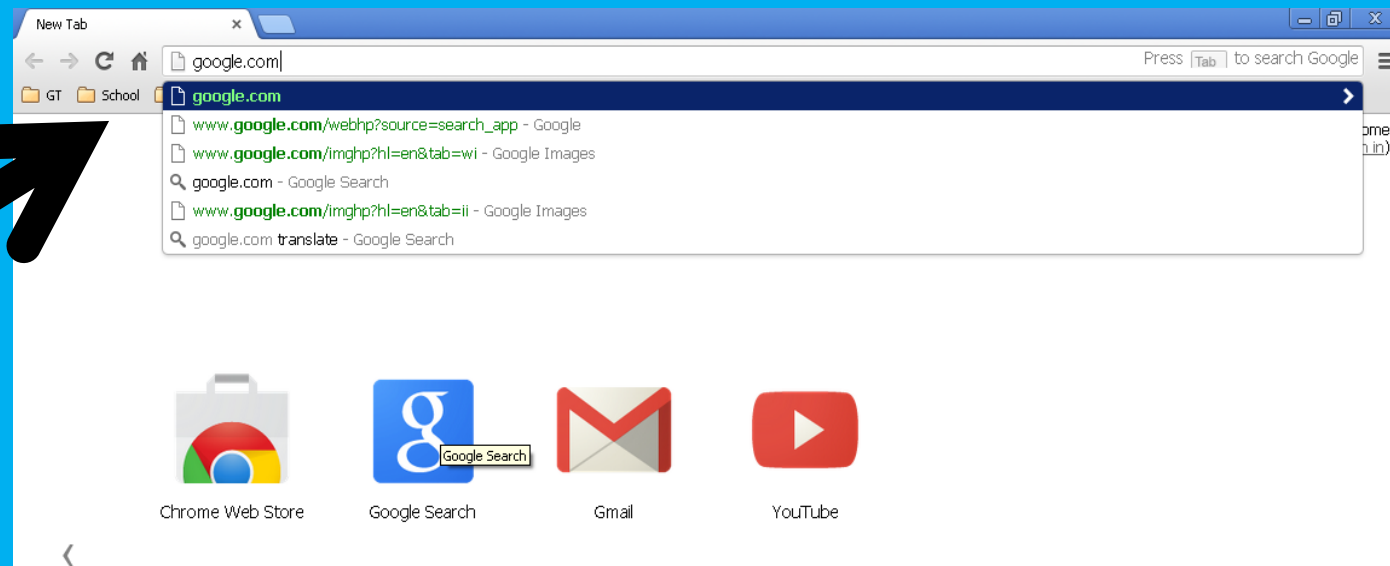


Step 2

- Type

piscatawayschools.typingclub.com
in the address bar.


Type




Step 3

- Type the Username and Password.
- Click “Sign In.”

Username and password same as the one used to login at school.




Piscataway Township School District

 Log in with Google

Or

Username/Email

Password [Forgot password?](#)



Log in

Step 4

• Click on the Start button.

You will be using a new Lesson Plan: **MLK Homework Lessons (2021-2022)**. Please look out for that title and your room number.



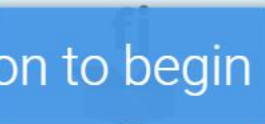










Step 5

- Click on the lesson.

0% progress | 0 stars | 0 points

Home Row

1  Introduction to Typing	2   Keys f & j	3   Space Bar	4  Review: f & j
7   Practice: d & k	8   Play: fjkd	9   Keys s & l	10  Review: s & l
13   Review: a & ;	14   First 8 Keys	15   Play: First 8 Keys	16  Home, Sweet Home

Click the lesson to begin

Step 6

- When done click on the drop down arrow by your name and click on Logout.

